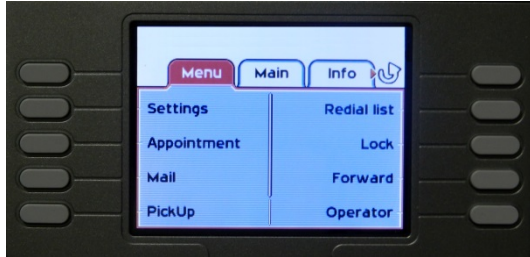


Phone System OXO – How to Sub Menu Greeting

From the Any Phone:

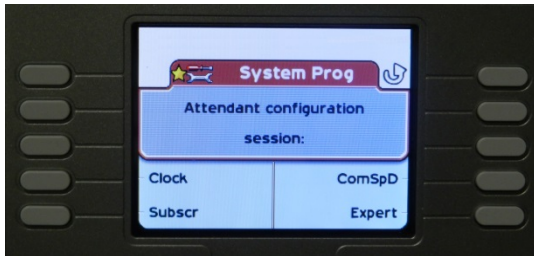
1. From your phone select “Operator”



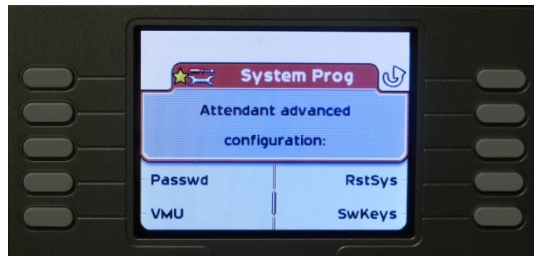
2. Enter the password __Help1954____
(H is capital)



3. Select “Expert”



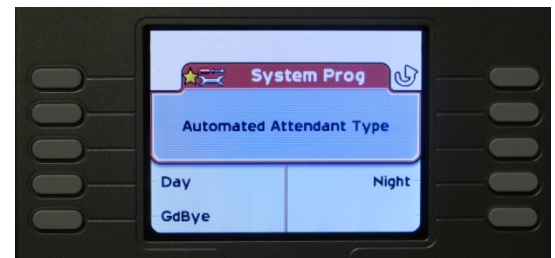
4. Scroll down and select “VMU”



5. Select “AutoAt”



6. Select “Day or Night”



7. Select the Prompt * you wish to record. Lift the handset and Press “Record”. When you are finished press “Stop”.



***The Spanish Menu is SubMenu 9**

8. Press "OK" button to confirm/save recording.
When you see "Recording Accepted", your greeting is ready to play.



10. Perform the same steps in 8 and 9.
11. Ensure that there is a greeting for both the opening day/night and "Main Menu" day/night.